

# Designorx

Discover the epitome of strength and precision with our premium fire doors.

We specialize in manufacturing doors that not only ensure maximum fire safety and protection but also enhance the functionality and aesthetics of your space. Whether you're working on commercial, industrial, or residential projects, our wide range of designs and finishes ensures a perfect balance of safety, performance and style.




## Designorx

Gat No-423, Village - Dhame Taluka Maval, Pune 410506, Maharashtra  
Tel.: 91 8177909843 | [info@designorx.com](mailto:info@designorx.com) | [www.designorx.com](http://www.designorx.com)

*Signatured Shutters*

# Designorx

## About Us



Welcome to Designorx, where craftsmanship meets innovation to create exquisite, high-quality furniture for your living spaces.

We take pride in our commitment to delivering the finest factory made furniture that beautifully combines aesthetics and functionality. With a legacy of excellence spanning since 2022 in, we have established ourselves as a trusted name in the industry.

Our vision is to transform houses into homes by offering furniture that not only complements your space but also reflects your style and personality.

We believe that every piece of furniture we create is a testament to our dedication to craftsmanship and design.



# Designorx

We have one of the most integrated infrastructures of coating. Our infrastructure is spread in 14 acres of area starts with our own indigenous manufacturing unit followed by manufacturing of our own coatings and paints. We have highly sophisticated machines for colour matching and automatic color dispenser machine with which we have claim to match any colour.

Next to it we have the modular furniture unit (7 acres) Coating Unit with 4 manual booth and automatic line two armed with Robots.



## *Infrastructure with Manufacturing Unit*



- Altendorf Panel Saw
- Biesse Beam saw
- Biesse through feed edgeband
- Biesse CNC machine
- Flat bed Router
- 3 head multi boring machine
- Profile moulding machine
- Angular, Tapered, Straight cutting
- Multiple boards cutting at a time
- Completely finished edgeband at single pass
- Drilling, Boring, Routing, Grooving
- Routing of different shapes and designs
- Multi drilling for batch production

Designorx

Designorx

*Supreme*  
**Entrance Collection**

A Grand Welcome, Crafted to Perfection.

Discover a versatile range of entrance doors crafted for elegance, security and timeless appeal.

**Common Applications**

- Main Entrance Doors
- Residential Villas & Homes
- Luxury Apartments
- Commercial Buildings
- Hotels & Hospitality Spaces



## Entrance Collection

Crafted to elevate interiors with elegance and style.



### Chevron Walnut Noitr

- Fingerprint-resistant matte finish
- Smart digital lock system
- Concealed hinge design
- Seamless geometric panelling
- Rich walnut grain texture

### Material

- Engineered wood with walnut veneer
- Black matte metal accents

### Typical Uses

- Luxury home entrances
- Modern apartments & penthouses
- Contemporary office entryways



### Contemporary Front Entrance Door


- Sleek modern design
- Vertical glazed side panel
- Double-glazed tempered glass
- Minimal & balanced aesthetics
- Secure with natural light

### Common Uses

- Modern home entrances
- Urban & suburban residences
- Contemporary architectural spaces

## Entrance Collection

Where contemporary design meets exceptional quality.



### Modern Wooden Door

### Material:

- Engineered wood

### Key Features

- Herringbone pattern
- Gold metal accents
- Vertical metal handle

### Typical Uses

- Contemporary homes
- Apartments



### Flush Solid Core Door

- High durability solid core
- Elegant dark wood finish
- Engineered wood material
- Low-maintenance surface
- Wide-angle security peephole
- Concealed hinges design

### Common Uses

- Apartments & Flats
- Hotels & Hostels
- Service Apartments
- Modern Minimal Homes



## Entrance Collection

Crafted in premium materials with timeless elegance.



### Paneled Wood Door



### Material

Solid wood or engineered wood core with oak veneer Finished in medium brown tone



### Key Features

- Traditional trim around panel & frame



### Uses

Residential interiors



### Panel Door With Sidelight



### Material

Solid wood or engineered wood core with oak veneer finish in medium brown tone.



### Key Features

- Glass sidelight panel
- Long vertical handle
- Elegant panel detailing



### Uses

Ideal for residential exterior entry doors.

## Entrance Collection

Luxury in every detail, excellence in every finish.



### Modern Paneled Wooden door



### Key Features

- Linear panel design
- Asymmetrical contemporary style



### Material

Solid hardwood (such as walnut or teak)



### Uses

- Interior doors in modern or contemporary homes
- Entry doors of modern apartments or townhouses
- Offices or business premises



### Contemporary designer door with metallic inlay

- Minimalist vertical detailing enhances height and elegance
- Premium gold-tone inlay adds a luxurious accent
- Suitable for main entrances, luxury residences, and boutique commercial spaces
- Timeless design that complements modern and classic interiors



Entrance Collection

Timeless designs inspired by modern lifestyles.



- Type**  
Entry Door
- Material**  
• Engineered wood
- Key Features**  
• Solid, large curved pattern, Frosted Glass



- Composite Entrance Door**  
Modern glazed entrance with premium security features.
- Key Features**  
• Frosted safety glass  
• Stainless steel handle  
• Scratch-resistant finish  
• Modern sleek design
- Common Uses**  
• Houses & Duplexes  
• Townhomes  
• Modern home facades

Entrance Collection

Crafted for elegance, built for lasting strength.



- Traditional Carved Wooden Door**  
• Rich teak or mahogany finish  
• Hand-polished protective coating  
• Intricate carved medallion  
• Diamond engraved detailing  
• Golden metallic handle & lockset  
• Heavy luxury construction
- Uses**  
• High-end residential entrances  
• Classic & heritage-style interiors  
• Villas, mansions & custom offices



- Modern Walnutfront Door**
- Key Features**  
• Grooved texture  
• Curved bronze accent strip  
• Double lock system  
• Slim vertical window (side panel)  
• Contemporary appearance
- Uses**  
• Residential homes, Modern apartments



Entrance Collection

Creating grand entrances with timeless appeal.



**Contemporary Main Entrance Door**

- Chevron-pattern wooden design
- Frosted glass side panels
- Matte black pull handle
- Modern minimalist aesthetics
- Durable outdoor-ready materials

**Ideal For**

- Modern villas
- Premium apartments
- Office entrances & studios

**Modern Utility Doors**

- Sleek minimalist design
- Durable matte finish
- Contemporary panel detailing
- Modern hardware fittings

**Ideal For**

- Offices
- Hospitals
- Apartments
- Modern interiors

Entrance Collection

Experience elegance in every detail.



**Noir Series – Ultra Matte Walnut Pivot Door**

- Premium matte walnut finish
- Angular modern panel design
- Vertical glass inset detail
- Full-height black pull handle
- Pivot opening technology
- Weather & termite resistant
- Smart lock compatible

**Ideal For**

- Villas & penthouses
- Luxury apartments
- Premium commercial spaces

**Contemporary Elegance in Wood**

- Solid teak wood finish
- Vertical golden textured handle
- Decorative gold inlay accents
- Sleek modern flush design
- Precision lock system
- Durable low-maintenance surface

**Recommended Spaces**

- Luxury homes
- Premium apartments
- Office entrances



## Entrance Collection

Crafted to complement modern luxury spaces.



### Classic Double Door-Rich Teak Elegance



#### Material & Finish:

Premium hardwood with a rich walnut teak finish for a timeless luxury look.



#### Design Elements:

- Symmetrical raised panel design
- Sleek stainless steel pull handles
- Deep molded frame detailing



#### Features & Benefits:

- Ideal for villas & grand entrances
- Central locking for added security
- Weather & pest resistant wood
- Strong visual and premium appeal



#### Recommended Spaces

Perfect for bungalows, duplex homes and formal entry spaces.



### Modern Utility Doors

- Sleek minimalist design
- Durable matte finish
- Contemporary panel detailing
- Modern hardware fittings



#### Ideal For

- Offices
- Hospitals
- Apartments
- Modern interiors

## Entrance Collection

Where quality craftsmanship meets timeless design.



### Luxury Engineered Glass Door System



#### Material & Finish:

Premium frame with tempered glass and elegant dark finish.



#### Design Elements:

- Full-height glass inserts for maximum visibility
- Sleek contemporary frame design
- Elegant stainless steel pull handle



#### Features & Benefits:

- Allows natural light flow between spaces
- Durable toughened safety glass
- Low maintenance and long-lasting finish



#### Recommended Spaces

Perfect for offices, clinics, commercial spaces, apartments and modern residential interiors.



### Modern Utility Doors

- Premium-quality construction
- Large tempered glass panels
- Enhanced natural light transmission
- Strong safety and security features



#### Ideal For:

- Offices
- Hospitals
- Apartments
- Modern interiors



Designorx

Designorx

*Luxoria*  
**Signature Door**

Elevate spaces with elegance and durability.

Premium wooden and designer doors bringing sophistication, durability and charm to modern homes.

**Common Applications**

- Apartment Main Doors
- Bedroom Doors
- Study Rooms and Home Offices
- Living Room Partitions
- Hotels and Resorts
- Farmhouses and Vacation Homes



Designorx

Signature Doors

Shaping extraordinary spaces through elegant design.



Designorx

Signature Doors

Elevating Spaces Through Timeless Craftsmanship



Designorx

Designorx

*Imperial*  
**Main Entrance Grooved /  
Inlay Flush Door Series**

Refined Detailing, Timeless Sophistication.

Main Entrance Grooved / Inlay Flush Door combines decorative detailing with durability and modern elegance.

**Common Applications**

- Luxury Villas
- Corporate Offices
- Premium Apartments
- Showrooms & Commercial Spaces
- Home Entryways



Designorx

Grooved & Inlay Collection

Where Elegance Meets Craftsmanship.



Designorx

Grooved & Inlay Collection

Elevating Entrances with Refined Details.



Designorx

Designorx


# *Mastercraft* **Teak Door Series**

Timeless Strength, Natural Elegance.

A teak door is a door made from or finished with teak wood, a premium hardwood known for its strength, durability, natural beauty.

## **Common Applications**

- Main entrance doors
- Interior room doors
- Villa and bungalow entrances
- Hotel and commercial projects
- Decorative carved doors



Designorx

Teak Door Series

Where style, strength and craftsmanship unite beautifully.



THICKNESS 66MM

Designorx

Teak Door Series

Elegant entrances begin with exceptional door designs.



THICKNESS 66MM



Designorx

Teak Door Series

Inspired by excellence, perfected through craftsmanship.



THICKNESS 66MM

Designorx

Teak Door Series

Every door reflects elegance and superior quality.



THICKNESS 66MM



Designorx

Teak Door Series

Where style, strength and craftsmanship unite beautifully.



THICKNESS 66MM

Designorx

Teak Door Series

Elegant entrances begin with exceptional door designs.



THICKNESS 66MM



Designorx

Teak Door Series

Transforming spaces through elegant door designs.



THICKNESS 66MM

Designorx

Teak Door Series

Where luxury and craftsmanship unite seamlessly.



THICKNESS 66MM



Designorx

Teak Door Series

Refined aesthetics with enduring quality and strength.



THICKNESS 66MM



THICKNESS 50MM

Designorx

Teak Door Series

Timeless designs created to elevate every entrance beautifully.



THICKNESS 50MM



Designorx

Teak Door Series

Where Timeless Design Meets Enduring Strength.



THICKNESS 50MM



Designorx

Teak Door Series

Elevating Spaces Through Exceptional Design.



THICKNESS 50MM



Designorx

Teak Door Series

Where Architectural Beauty Meets Lasting Excellence.



THICKNESS 50MM

Designorx

Teak Door Series

For Homes That Demand Nothing Less Than Exceptional.



THICKNESS 50MM



Designorx

Teak Door Series

Luxury Doors Designed for Lasting Impressions.



THICKNESS 50MM

Designorx

Teak Door Series

Elegant entrances begin with exceptional door designs.



THICKNESS 50MM



Designorx

Designorx

*Majestic*  
**Exclusive Embossed  
Veneer Series**

Luxury in Texture, Beauty in Every Detail.

Exclusive Embossed Veneer combines natural wood beauty with rich textured detailing for a premium look and feel.

**Common Applications**

- Main entrance doors
- Bedroom Doors
- Office Doors & Cabins
- Wardrobes & Closets
- Luxury Residences & Villas



Designorx

Embossed Veneer

Elegant Entrances Begin with Superior Craftsmanship.



Designorx

Embossed Veneer

Crafted to inspire admiration with every opening moment.



Designorx

Embossed Veneer / Opening Possibilities with Unmatched Elegance Today



Designorx

Embossed Veneer / Creating Grand Entrances with Lasting Impact



Designorx

Designorx

*Artisan*  
**Hybrid 2d Veneer  
Series**

Authentic Texture, Contemporary Elegance.

Blends authentic wood aesthetics with innovative design technology for refined patterns and modern appeal.

**Common Applications**

- Main entrance doors
- Interior Flush Doors
- Wardrobes & Closets
- Hotel & Hospitality Interiors
- Luxury Residences & Villas



Designorx

Hybrid 2D Veneer

Natural Veneer Beauty, Modern Design Precision.



Designorx

Hybrid 2D Veneer

Where Innovation Meets Authentic Wood Elegance.



Designorx

Hybrid 2D Veneer

Designed for Modern Spaces, Crafted Beautifully.



Designorx

Hybrid 2D Veneer

Luxury Veneers Inspired by Modern Architecture.



Designorx

Designorx

*Grandeur*  
**Premium Laminate  
Door Series**

Modern Elegance, Timeless Durability.

Premium Laminate Door combines elegant finishes, superior durability, easy maintenance and lasting appeal.

**Common Applications**

- Main entrance doors
- Healthcare Facilities
- Commercial Buildings
- Office Cabins & Workspaces
- Apartments & Residential Homes



Designorx

Premium Laminate Door

The Perfect Balance of Beauty and Durability.



Designorx

Premium Laminate Door

Luxury Finishes for Exceptional Spaces.



Designorx

Premium Laminate Door

Designed for Admiration, Built for Longevity.



Designorx

Premium Laminate Door

Timeless Appeal with Modern Performance.



Designorx

Premium Laminate Door

Refined Finishes for Distinguished Interiors.



Designorx

Premium Laminate Door

Transforming Interiors Through Elegant Design.



Designorx

Designorx

# *Heritage* Laminate Door Series

Modern Elegance, Timeless Durability.

A laminate door combines a strong door core with a decorative laminate surface for enhanced aesthetics and protection.

## Common Applications

- Main entrance doors
- Bedroom Doors
- Interior Doors
- Apartments & Homes
- Educational & Healthcare Facilities



Designorx

Laminate Door

Durability Meets Contemporary Design Excellence.



Designorx

Laminate Door

Built to complement modern interior aesthetics.



Designorx

Laminate Door

Bringing elegance to every room effortlessly.



Designorx

Laminate Door

Transforming interiors with timeless sophistication.



Designorx

Designorx

*Modern*  
**Membrane Door  
Series**

Seamless Elegance, Lasting Performance.

Membrane doors feature a seamless decorative finish, combining elegant designs with durability and easy maintenance.

**Common Applications**

- Main entrance doors
- Interior Doors
- Apartments & Homes
- Residential Projects
- Commercial Interiors



Designorx

Membrane Door

Seamless Designs Crafted for Modern Living.



Designorx

Membrane Door

Elegant Finishes with Lasting Visual Appeal.



Designorx

Membrane Door

Designed to Enhance Contemporary Interiors.



Designorx

Membrane Door

Modern Elegance with Superior Craftsmanship.



Designorx

Membrane Door

Refined Designs for Distinguished Spaces.



Designorx

Membrane Door

Sophisticated Style for Every Interior.

